

# Датчики влажности листьев DELTA OHM HD3901

## Технические характеристики

Архангельск (8182)63-90-72  
Астана (7172)727-132  
Астрахань (8512)99-46-04  
Барнаул (3852)73-04-60  
Белгород (4722)40-23-64  
Брянск (4832)59-03-52  
Владивосток (423)249-28-31  
Волгоград (844)278-03-48  
Вологда (8172)26-41-59  
Воронеж (473)204-51-73  
Екатеринбург (343)384-55-89  
Иваново (4932)77-34-06

Ижевск (3412)26-03-58  
Иркутск (395)279-98-46  
Казань (843)206-01-48  
Калининград (4012)72-03-81  
Калуга (4842)92-23-67  
Кемерово (3842)65-04-62  
Киров (8332)68-02-04  
Краснодар (861)203-40-90  
Красноярск (391)204-63-61  
Курск (4712)77-13-04  
Липецк (4742)52-20-81  
Киргизия (996)312-96-26-47

Магнитогорск (3519)55-03-13  
Москва (495)268-04-70  
Мурманск (8152)59-64-93  
Набережные Челны (8552)20-53-41  
Нижний Новгород (831)429-08-12  
Новокузнецк (3843)20-46-81  
Новосибирск (383)227-86-73  
Омск (3812)21-46-40  
Орел (4862)44-53-42  
Оренбург (3532)37-68-04  
Пенза (8412)22-31-16  
Казахстан (772)734-952-31

Пермь (342)205-81-47  
Ростов-на-Дону (863)308-18-15  
Рязань (4912)46-61-64  
Самара (846)206-03-16  
Санкт-Петербург (812)309-46-40  
Саратов (845)249-38-78  
Севастополь (8692)22-31-93  
Симферополь (3652)67-13-56  
Смоленск (4812)29-41-54  
Сочи (862)225-72-31  
Ставрополь (8652)20-65-13  
Таджикистан (992)427-82-92-69

Сургут (3462)77-98-35  
Тверь (4822)63-31-35  
Томск (3822)98-41-53  
Тула (4872)74-02-29  
Тюмень (3452)66-21-18  
Ульяновск (8422)24-23-59  
Уфа (347)229-48-12  
Хабаровск (4212)92-98-04  
Челябинск (351)202-03-61  
Череповец (8202)49-02-64  
Ярославль (4852)69-52-93

Единый адрес для всех регионов: [dmh@nt-rt.ru](mailto:dmh@nt-rt.ru) || [www.deltaohm.nt-rt.ru](http://www.deltaohm.nt-rt.ru)

## HD3901 Leaf Wetness Sensor

---



- Reliable reproduction of the thermodynamic properties of a leaf
- Capacitive measurement principle for an accurate detection of even the smallest drops of water
- Double sensitive surface
- High resistance to chemical and atmospheric agents
- It can be installed in the field thanks to the IP67 degree of protection

### APPLICATIONS

- Agriculture
- Floriculture
- Study of phytopathogen models forecasting

### DESCRIPTION

The HD3901 leaf wetness sensor detects the presence of condensation on its sensitive surface and has been designed to reproduce in an extremely accurate way the thermodynamic behaviour of a leaf.

The leaf wetness degree is a basic information in the agricultural and floriculture fields to determine the most appropriate phytosanitary treatment to prevent mould and fungal infections in general that can affect the plants and crops in the presence of condensation on the leaves.

The double sensitive surface allows to determine the wetness degree both of the top and on the bottom the leaf, important feature to get accurate indications, being that the two sides of the leaf have different drying times.

In order to ensure a long duration of the sensor, the surface of the sensor is specially treated to resist to the atmospheric agents and to the chemical agents present in pesticide products.

The circuit board is protected inside a sealed housing made of plastic material allowing to achieve reliable measurements even in environments with high condensation.

The sensor is already supplied with factory-calibration and does not require any calibration by the user. The output is 0.5 ... 3 V analog voltage with a fixed 5 or 10 m connecting cable. Power supply 5... 18 Vdc.

### OPERATING PRINCIPLE

On the sensitive surface of the sensor, two grid-shaped electrodes are placed. The sensor detects the change of the dielectric constant between the two electrodes caused by the presence of water drops on the surface.

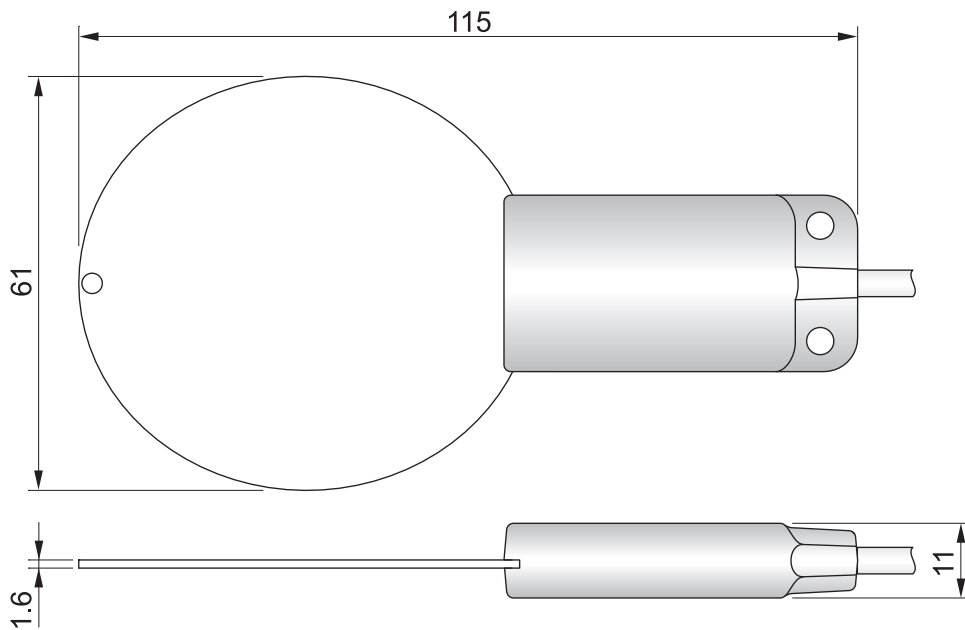
Thanks to its operation principle, the sensor HD3901 is able to detect even the presence of small water droplets, unlike common sensors which are based on the resistance or conductivity measurement, which require that the drop of water to be detected between the two electrodes has a minimum size.

The construction materials and the white colour of the sensitive-surface have been chosen to simulate, in the most reliable way as possible, the thermal and radiative properties of a real leaf.

The 0.5 ... 3 V analog voltage output corresponds to the degree of wetness 0 ... 100%. The degree (percentage) of wetness indicates how much sensitive surface is covered by the water compared to the total surface of the sensitive area.

## TECHNICAL CHARACTERISTICS

<b>Measurement Principle</b>	Capacitive
<b>Measurement Range</b>	0...100% of leaf area wetness
<b>Accuracy</b>	± 5%
<b>Power Supply</b>	5...18 Vdc
<b>Consumption</b>	< 1 mA
<b>Output</b>	Analog 0.5...3 V
<b>Operating Temperature</b>	-30...+60 °C
<b>Dimensions</b>	61 x 115 x 11 mm (excluding cable). Width of the sensor 1.6 mm
<b>Cable</b>	4 poles with open wires at the end, length 5 or 10 m to be defined when ordering
<b>Weight</b>	About 100 g (including the 5 m cable)
<b>Protection Degree</b>	IP67

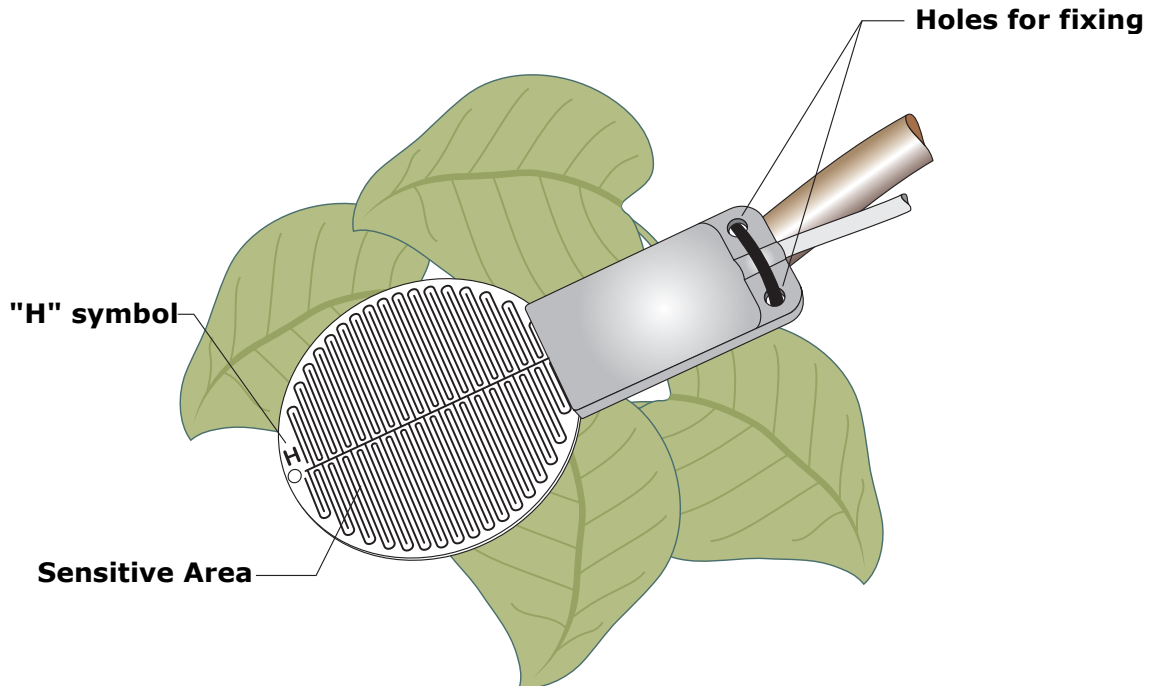


**Fig. 1: dimensions (mm)**

## SENSOR INSTALLATION

The sensor can be positioned inside the foliage of the plant (the optimal position depends on the type of plant, but preferably place it on the layer of the outer foliage) or it can be fixed to a meteorological station mast placed in proximity of the cultivation.

Place the sensor with the sensitive surface facing upwards and fix it with a clamp or screws using the two holes in the plastic support near the cable. One of the two sensitive surfaces is distinguished by the **H** (High) symbol placed near the hole at the end of the sensor. The two surfaces are functionally identical, but it is convenient to position the surface with the **H** symbol facing upwards to remember more easily the arrangement of the two surfaces.



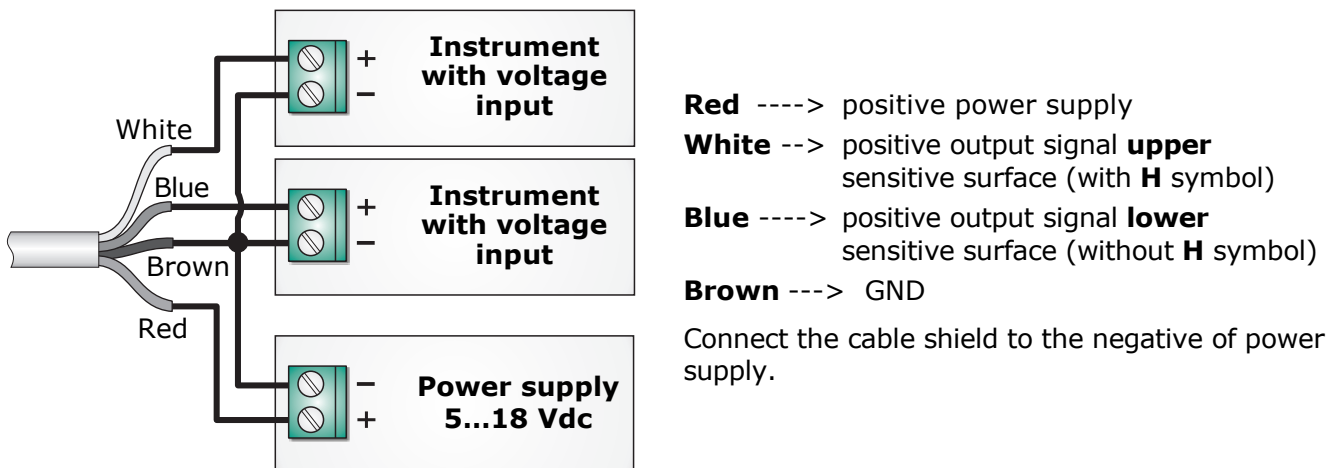
**Fig. 2: example of installation**

The sensor should be inclined at about  $30 \div 45^\circ$  with respect to the ground, so as to prevent the stagnation of condensation or rain water on the sensitive surface and simulate the real condition of the leaf type of the cultivation under examination.

In case of installation on a meteorological station, fix the sensor to a proper angle stirrup.

Make sure that the sensitive surface is not in contact with leaves, branches or other objects.

Connect the cable to an instrument or datalogger with analog voltage input and power the sensor according to the colour coding shown in figure 3.



**Fig. 3: electric connection**

## DYNAMICS OF THE LEAF WETNESS DEGREE

To detect the foliage wetting and/or drying time, connect the sensor to a data logger with at least two voltage analog inputs (for example HD32MT.1, HD32MT.3 or the wireless data logging system HD35...), then start the recording of the measurements in the data logger. By regularly checking the recorded data, it is possible to analyze and keep under control the time behaviour of the foliage wetness degree.

*Note:* if the full scale of the data logger voltage analog input is lower than 3 V, place a resistive divider between the sensor and the data logger to reduce the input voltage of the data logger.

## MAINTENANCE

The sensor does not require special maintenance. We recommend a periodic cleaning of the sensitive surface with water and normal detergent in order to avoid the accumulation of antiparasitic substances or other elements present in the air that could alter the measurement of the sensor.

## ORDERING CODES

**HD3901.5** Leaf wetness sensor with double sensitive surface. Two analog outputs 0.5...3 Vdc (one output for each of the two sensitive surfaces). Power supply 5...18 Vdc. Protection Degree IP 67. Complete with 4 poles 5 m cable with open wires at the end.

**HD3901.10** Leaf wetness sensor with double sensitive surface. Two analog outputs 0.5...3 Vdc (one output for each of the two sensitive surfaces). Power supply 5...18 Vdc. Protection Degree IP 67. Complete with 4 poles 10 m cable with open wires at the end.

Архангельск (8182)63-90-72	Ижевск (3412)26-03-58	Магнитогорск (3519)55-03-13	Пермь (342)205-81-47	Сургут (3462)77-98-35
Астана (7172)727-132	Иркутск (395)279-98-46	Москва (495)268-04-70	Ростов-на-Дону (863)308-18-15	Тверь (4822)63-31-35
Астрахань (8512)99-46-04	Казань (843)206-01-48	Мурманск (8152)59-64-93	Рязань (4912)46-61-64	Томск (3822)98-41-53
Барнаул (3852)73-04-60	Калининград (4012)72-03-81	Набережные Челны (8552)20-53-41	Самара (846)206-03-16	Тула (4872)74-02-29
Белгород (4722)40-23-64	Калуга (4842)92-23-67	Нижний Новгород (831)429-08-12	Санкт-Петербург (812)309-46-40	Тюмень (3452)66-21-18
Брянск (4832)59-03-52	Кемерово (3842)65-04-62	Новокузнецк (3843)20-46-81	Саратов (845)249-38-78	Ульяновск (8422)24-23-59
Владивосток (423)249-28-31	Киров (8332)68-02-04	Новосибирск (383)227-86-73	Севастополь (8692)22-31-93	Уфа (347)229-48-12
Волгоград (844)278-03-48	Краснодар (861)203-40-90	Омск (3812)21-46-40	Симферополь (3652)67-13-56	Хабаровск (4212)92-98-04
Вологда (8172)26-41-59	Красноярск (391)204-63-61	Орел (4862)44-53-42	Смоленск (4812)29-41-54	Челябинск (351)202-03-61
Воронеж (473)204-51-73	Курск (4712)77-13-04	Оренбург (3532)37-68-04	Сочи (862)225-72-31	Череповец (8202)49-02-64
Екатеринбург (343)384-55-89	Липецк (4742)52-20-81	Пенза (8412)22-31-16	Ставрополь (8652)20-65-13	Ярославль (4852)69-52-93
Иваново (4932)77-34-06	Киргизия (996)312-96-26-47	Казахстан (772)734-952-31	Таджикистан (992)427-82-92-69	