

Гигрометры DELTA OHM HD9817T1R, HD9817T2R, HD9817TVS

Технические характеристики

Архангельск (8182)63-90-72
Астана (7172)727-132
Астрахань (8512)99-46-04
Барнаул (3852)73-04-60
Белгород (4722)40-23-64
Брянск (4832)59-03-52
Владивосток (423)249-28-31
Волгоград (844)278-03-48
Вологда (8172)26-41-59
Воронеж (473)204-51-73
Екатеринбург (343)384-55-89
Иваново (4932)77-34-06

Ижевск (3412)26-03-58
Иркутск (395)279-98-46
Казань (843)206-01-48
Калининград (4012)72-03-81
Калуга (4842)92-23-67
Кемерово (3842)65-04-62
Киров (8332)68-02-04
Краснодар (861)203-40-90
Красноярск (391)204-63-61
Курск (4712)77-13-04
Липецк (4742)52-20-81
Киргизия (996)312-96-26-47


Магнитогорск (3519)55-03-13
Москва (495)268-04-70
Мурманск (8152)59-64-93
Набережные Челны (8552)20-53-41
Нижний Новгород (831)429-08-12
Новокузнецк (3843)20-46-81
Новосибирск (383)227-86-73
Омск (3812)21-46-40
Орел (4862)44-53-42
Оренбург (3532)37-68-04
Пенза (8412)22-31-16
Казахстан (772)734-952-31

Пермь (342)205-81-47
Ростов-на-Дону (863)308-18-15
Рязань (4912)46-61-64
Самара (846)206-03-16
Санкт-Петербург (812)309-46-40
Саратов (845)249-38-78
Севастополь (8692)22-31-93
Симферополь (3652)67-13-56
Смоленск (4812)29-41-54
Сочи (862)225-72-31
Ставрополь (8652)20-65-13
Таджикистан (992)427-82-92-69

Сургут (3462)77-98-35
Тверь (4822)63-31-35
Томск (3822)98-41-53
Тула (4872)74-02-29
Тюмень (3452)66-21-18
Ульяновск (8422)24-23-59
Уфа (347)229-48-12
Хабаровск (4212)92-98-04
Челябинск (351)202-03-61
Череповец (8202)49-02-64
Ярославль (4852)69-52-93

Единый адрес для всех регионов: dmh@nt-rt.ru || www.deltaohm.nt-rt.ru

HD9817T1R, HD9817T2R, HD9817TVS



HD9817T1R, HD9817T2R, HD9817TVS TEMPERATURE AND HUMIDITY TRANSMITTERS

Dual relative humidity and temperature transmitter for HVAC applications, environmental monitoring, pharmaceutical storage, food transport, greenhouse automation, etc. Equipped with an IP65 stainless steel AISI 304 housing, it is suitable even for severe environments; besides that, its ultra-compact dimensions (Ø14x138 mm or Ø14x155 mm depending on the models) and wide range of outputs (analogue 0...1V, digital RS232C or RS485-MODBUS RTU) make it ideal for integrating into a variety of OEM applications. It is supplied with the HD9817TC software for reading measurements and calibrating the relative humidity sensor.

VERSIONS, OUTPUTS AND CONNECTIONS

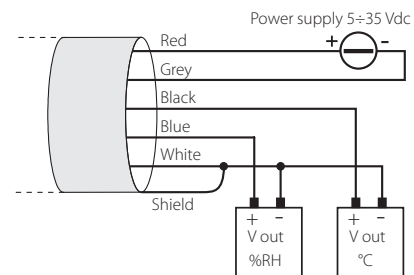
	HD9817T1R	HD9817T2R
Output	0...1 V = 0...100%RH 0...1 V = -40...+60 °C	RS232C non insulated, 2400 baud rate
Temperature sensor	Pt100	Pt100
Load resistance	$R_L > 10k\Omega$	
Cable Connection	L=1.5 m (7 wires + shield)	L= 2m DB9 female connector

HD9817TVS	
Output	0...1 V = 0...100% RH or 0...1 V = -40...+60 °C DP 0...1 V = -40...+60 °C RS485 Modbus RTU non insulated
Temperature sensor	Pt100
Load resistance	$R_L > 10k\Omega$
Cable Connection	M12 8-pole connector. Provided with cable CP9817.3, L=3m

Technical specifications		
HD9817T1R - HD9817T2R - HD9817TVS		
Relative humidity	Sensor	Capacitive
	Sensor protection	P8, stainless steel grid and PTFE, 10 µm
	Measuring range	0...100%RH
	Sensor working range	-40...+80 °C
	Accuracy @ 20 °C	±1.5% (0...90% RH), ±2,0% in the remaining range
	Temperature dependence	2% on the whole temperature range
	Hysteresis and repeatability	0.4%RH
	Long term stability	1%/year
Temperature	Sensor type	Pt100 1/3 DIN
	Measuring range	-40...+60 °C
	Accuracy	±0.2°C ±0.15% of the measured value
	Long term stability	0.2°C/year
General	Power voltage	5...35 Vdc
	Consumption	Typically 2 mA
	Max. operating temperature	-40...+80 °C (for short periods)
	Operating humidity	0...100%RH
Housing	Dimensions	Ø14x138 mm Ø14x155 mm for HD9817TVS
	Degree of protection	IP65

Connections

HD9817T1 models with 0...1 Vdc analogue output.



The instrument is equipped with a 7 wire + shield cable. The yellow and green wires are used during calibration only for PC connection through the HD9817T1CAL interface module (see the paragraph about the RH sensor calibration). Power is supplied to the red (+) and grey (-) wires.

The output signal voltage is taken from:

- Black (+) and white (-) wires for temperature,
- Blue (+) and white (-) wires for relative humidity.

The shield must be connected to the white wire.

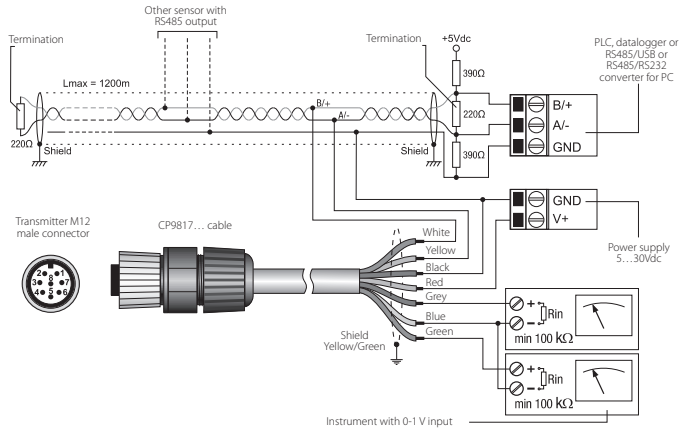
HD9817T2R model with RS232C output

The HD9817T2R cable ends in a RS232C 9-pole subD female connector. Communication parameters: 2400 baud, 8N1.

The following set of commands is available:

Command	Response	Description
G0	HD9817T_Pt100_RH_RS232	Model
G3	Firm.Ver.=01-00	Firmware version
HAnn.n	&	75% calibration point where nn.n stands for the actual humidity value
HBnn.n	&	33% calibration point where nn.n stands for the actual humidity value
S0	0072.7 063.9	It sends the current measurement (tttt.t hhh.h) t = temperature h = RH
U0	&	International System of units
U1	&	Imperial units

Wiring diagram of the 0...1 Vdc analog outputs and of the RS485 digital output.



Setting parameters for RS485 communication

Before connecting the transmitter to the RS485 network you must assign an address and set the communication parameters if different those preset at the factory.

The setting of the parameters is made by connecting the transmitter to the PC by using the cable CP24 (optional) with integrated RS485/USB converter or the cable CP9817.3 supplied with the instrument and a generic RS485/USB or RS485/RS232 converter.

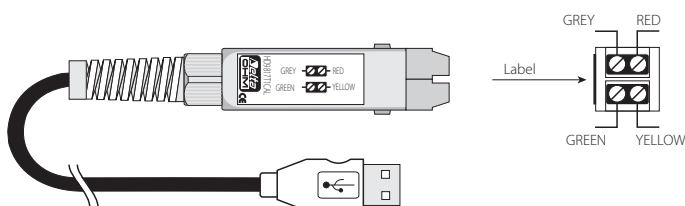
Relative humidity calibration

The instruments are supplied **factory calibrated and ready to use**.

If necessary, the user can calibrate Relative Humidity. Before performing the calibration, please note that to connect HD9817T1R models to your PC, you have to use the HD9817T1CAL interface module: **the module is equipped with a USB type A connector for your PC USB port connection as well as a 4-pole terminal board to connect the transmitter. Before connecting the module to your PC, you need to install the USB drivers: don't connect the module to your PC before installing the drivers.**

For further details, please follow the guide you can find when you download the software. Please connect the **red** (power supply positive), **grey** (power supply negative), **yellow** (Tx) and **green** (Rx) wires as shown in the figure below.

The terminal board is seen from above: in order to direct the clamps correctly, make sure that the label on the side of the module is placed as shown in the figure below.

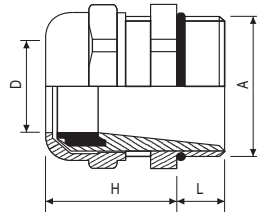


INSTALLATION NOTES

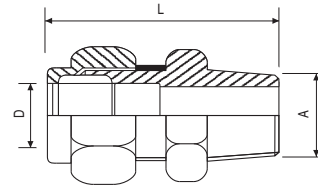
To fix the probe in a ventilation duct, pipe ,etc. you can use, for example, the HD9008.31.12 flange (a PG16 metal cable gland Ø10...14 mm) or a 3/8" universal biconical connection.



HD9008.31 Flange



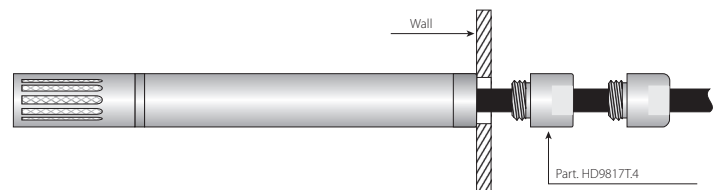
PG16.12 Metal cable gland
D = 10...14 mm
L = 6.5 mm
H = 23 mm
A = PG16



Universal biconical connector
L = 35 mm
D = 14 mm
A = 3/8"

For wall-mounted installation, the HD9008.21.1 (distance from wall 250 mm) and HD9008.21.2 (distance from wall 125 mm) supports are available. Both require the HD9007T26.2 adapter.

For direct wall mounting on a metal support, the HD9817T.4 part is available as shown in the figure below (for HD9817T1 versions only).



The wall can be 2 mm thick at most while the hole in the wall can be 10.5 mm.

Electrical connection HD9817T1R models

Power supply

The power supply voltage must be as per the electrical specifications (5...35 Vdc) between the wires:

Red = (+) power supply positive
Grey = (-) power supply negative.

Analogue output

The voltage output signals are taken from the following wires:

Blue = (+) %RH output positive
Black = (+) Temperature output positive
White = (-) ground. Common reference between %RH and Temperature outputs.
Shield = the braid is connected to the common ground (white wire).

HD9817T2R models

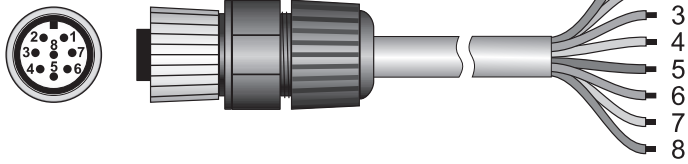
These models are powered directly from your PC port and no external power supply is required.

Models HD9817TVS with analog outputs 0...1Vdc and RS485 MODBUS-RTU output.

They are supplied with the cable CP9817.3 equipped with the M12 connector on the one side for the connection to the instrument and loose wires on the other side.


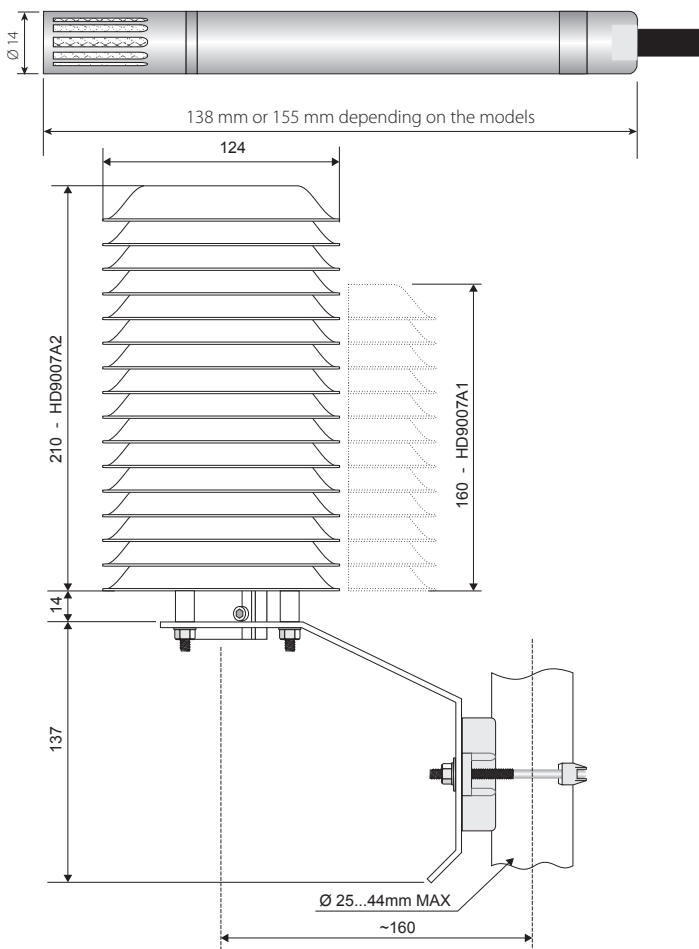
transmitter M12 male connector

CP9817... cable



Connector	Function	Color
1	Power supply negative	Black
2	Power supply positive	Red
3	Not connected	
4	RS485 A/-	Yellow
5	RS485 B/+	White
6	Analog output negative	Blue
7	Temperature analog output positive	Grey
8	Humidity analog output positive	Green
	Cable shield	Yellow/Green

HD9817T... DIMENSIONS



ORDERING CODES

HD9817T1R: Dual temperature and relative humidity transmitter. 1/3 DIN Pt100 temperature sensor. Measuring range for relative humidity: 0...100% RH, for temperature: -40...+60 °C. **Double output signal 0...1 Vdc.** Power supply 5...35 Vdc. Housing made of AISI 304, dimensions Ø 14 mm, L= 138 mm. Standard configuration 0...100% RH = 0...1 Vdc, -40...+60 °C = 0...1 Vdc. 7-wire cable with shield L = 1.5 m. Supplied with HD9817TC software with basic and calibration management functions downloadable from Delta OHM website.

HD9817T2R: Dual temperature and relative humidity transmitter. Pt100 1/3 DIN temperature sensor. Measuring range for relative humidity: 0...100%RH, for temperature: -40...+60 °C. **RS232C output.** Non-isolated power supply; power supply comes from RS232C PC output. Housing made of AISI 304, dimensions Ø 14 mm, L= 138 mm. Standard configuration 0...100% RH for relative humidity and -40...+60°C for temperature. Output cable with DB9 female connector, L=2 m. Supplied with HD9817TC software with basic and calibration management functions downloadable from Delta OHM website.

HD9817TVS: Dual humidity and temperature transmitter, Pt100 sensor. **0...1 Vdc analog outputs and RS485 MODBUS-RTU output.** Temperature measuring range -40...+60 °C. Power supply 5...30 Vdc. AISI 304 housing. IP 65 probe protection degree. Dimensions Ø14 x 155 mm. Output with 8-pole M12 male connector. Supplied with CP9817.3 cable, length 3 m.

ACCESSORIES

CP24: PC connecting cable for the MODBUS parameters configuration. With built-in RS485/USB converter. 8-pole M12 connector on instrument side and A-type USB connector on PC side.

CP9817.3: Spare cable for HD9817TVS transmitter, with 8-pole M12 female connector on one side, open wires on the other side.Length 3 m.

HD9817T1CAL: Calibration device for HD9817T1R. USB cable to connect a PC and software to perform the calibration.

HD75: saturated salt solution 75% R.H. thread M 12x1.

HD33: saturated salt solution 33% R.H. thread M 12x1.

HD9008.21.1: holder for vertical sensor, wall distance 250 mm, hole Ø26 mm. HD9007T26.2 adapter is required.

HD9008.21.2: holder for vertical sensor, wall distance 125 mm, hole Ø26 mm. HD9007T26.2 adapter is required.

HD9007T26.2: adapter from Ø 26 to Ø 14 mm to fit transmitters into the solar radiation protections HD9007 A-1 and HD9007 A-2.

HD9008.31: flange with sensor block Ø 14 mm.

HD9007A-1: 12-ring protection from solar radiations for Ø26 mm probes. Complete with mounting brackets. It requires HD9007T26.2 adapter.

HD9007A-2: 16-ring protection from solar radiations for Ø26 mm probes. Complete with mounting brackets. It requires HD9007T26.2 adapter.

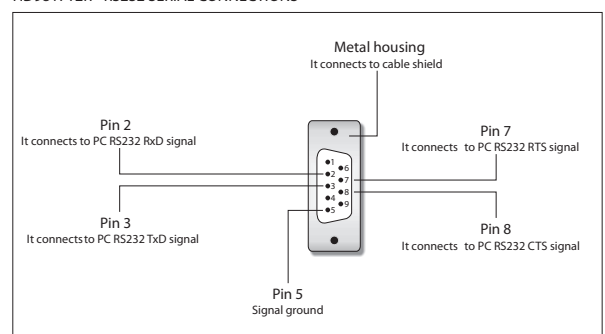
Protection for humidity probes Ø 14, thread M12x1

P6: 10 µm sintered stainless steel protection. Operating temperature: -40...180 °C.

P7: 20 µm PTFE protection. Operating temperature: -40...150 °C.

P8: PBT and 10 µm stainless steel grid protection. Operating temperature: -40...120 °C.

HD9817T2R - RS232 SERIAL CONNECTIONS



Архангельск (8182)63-90-72	Ижевск (3412)26-03-58	Магнитогорск (3519)55-03-13	Пермь (342)205-81-47	Сургут (3462)77-98-35
Астана (7172)727-132	Иркутск (395)279-98-46	Москва (495)268-04-70	Ростов-на-Дону (863)308-18-15	Тверь (4822)63-31-35
Астрахань (8512)99-46-04	Казань (843)206-01-48	Мурманск (8152)59-64-93	Рязань (4912)46-61-64	Томск (3822)98-41-53
Барнаул (3852)73-04-60	Калининград (4012)72-03-81	Набережные Челны (8552)20-53-41	Самара (846)206-03-16	Тула (4872)74-02-29
Белгород (4722)40-23-64	Калуга (4842)92-23-67	Нижний Новгород (831)429-08-12	Санкт-Петербург (812)309-46-40	Тюмень (3452)66-21-18
Брянск (4832)59-03-52	Кемерово (3842)65-04-62	Новокузнецк (3843)20-46-81	Саратов (845)249-38-78	Ульяновск (8422)24-23-59
Владивосток (423)249-28-31	Киров (8332)68-02-04	Новосибирск (383)227-86-73	Севастополь (8692)22-31-93	Уфа (347)229-48-12
Волгоград (844)278-03-48	Краснодар (861)203-40-90	Омск (3812)21-46-40	Симферополь (3652)67-13-56	Хабаровск (4212)92-98-04
Вологда (8172)26-41-59	Красноярск (391)204-63-61	Орел (4862)44-53-42	Смоленск (4812)29-41-54	Челябинск (351)202-03-61
Воронеж (473)204-51-73	Курск (4712)77-13-04	Оренбург (3532)37-68-04	Сочи (862)225-72-31	Череповец (8202)49-02-64
Екатеринбург (343)384-55-89	Липецк (4742)52-20-81	Пенза (8412)22-31-16	Ставрополь (8652)20-65-13	Ярославль (4852)69-52-93
Иваново (4932)77-34-06	Киргизия (996)312-96-26-47	Казахстан (772)734-952-31	Таджикистан (992)427-82-92-69	

Единый адрес для всех регионов: dmh@nt-rt.ru || www.deltaohm.nt-rt.ru